



# **8TH JOINT MULTIDISCIPLINARY RESEARCH CONFERENCE PLUS**

**“Global Synergy in Research and Innovation: Advancing Knowledge,  
Leadership, and Sustainable Development”**

29 November 2025 | Union Christian College



SINGAPORE INSTITUTE OF  
MULTIDISCIPLINARY  
PROFESSIONS



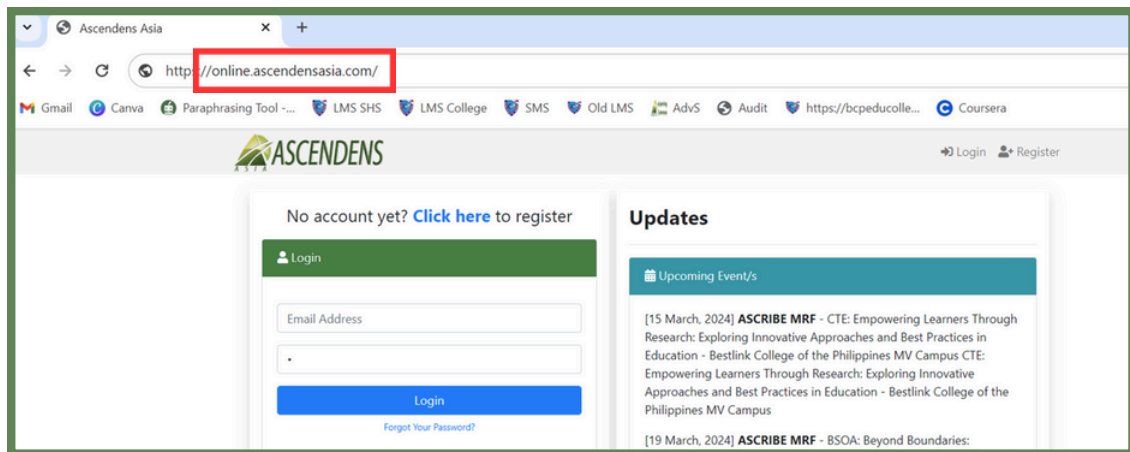
# 8TH JOINT MULTIDISCIPLINARY RESEARCH CONFERENCE PLUS

29 NOVEMBER 2025 | UNION CHRISTIAN COLLEGE

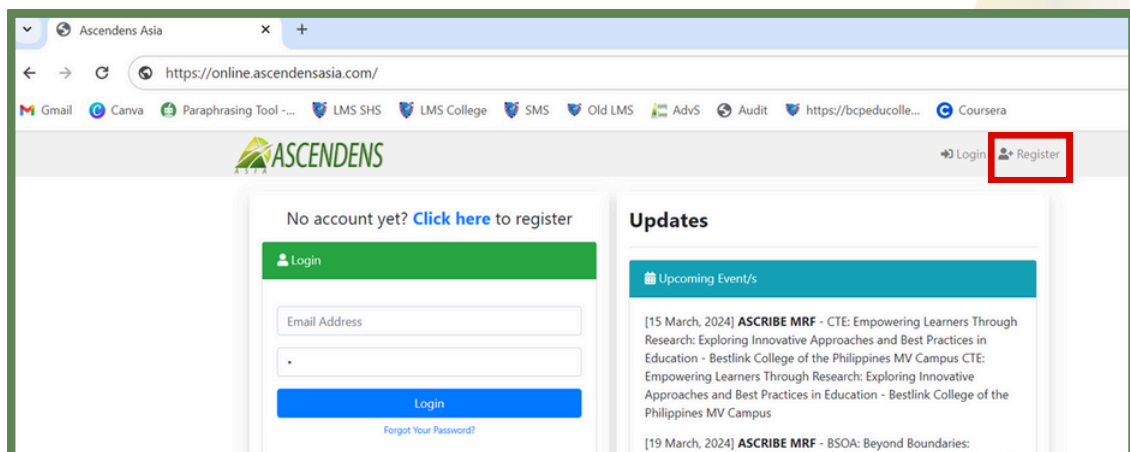
“Global Synergy in Research and Innovation: Advancing Knowledge,  
Leadership, and Sustainable Development”

## How to Register

1. You are required to have an active email address (Gmail or Yahoo).  
Visit the **online.ascendensasia.com**.



2. Click “**Register**” to create an account

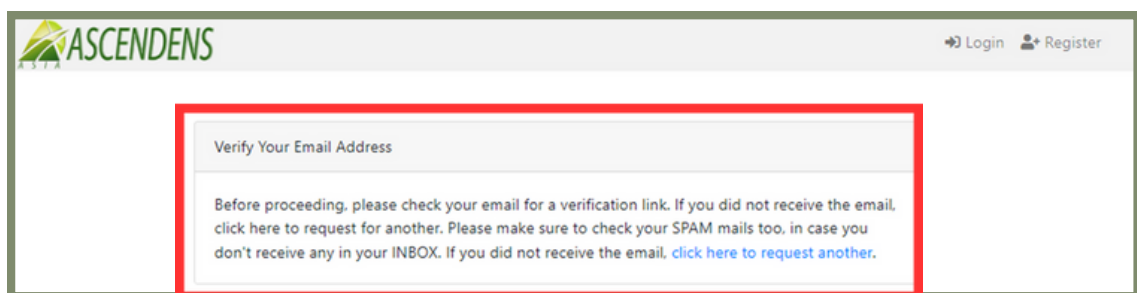




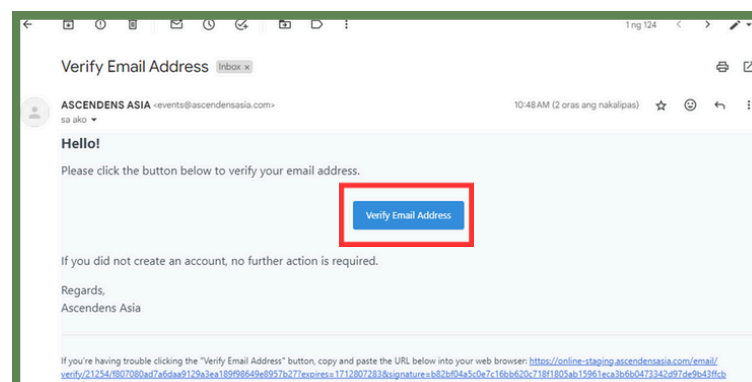
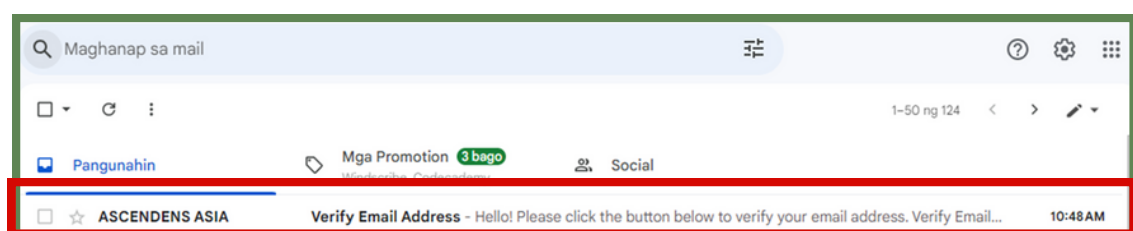
3. Complete the required personal information to set up your profile. Check the terms and conditions.

The screenshot shows the 'Register' form on the ASCENDENS website. The form is titled 'Register' and includes fields for First Name, Middle Name (Optional), Last Name, Contact Number, Position, Country (a dropdown menu), E-Mail, Password, and Confirm Password. There is a checkbox for 'I'm not a robot' with a reCAPTCHA logo and a checkbox for 'I agree to Terms and Conditions'. A green 'Register' button is at the bottom. To the left of the form, there is a section titled 'Updates' with a sub-header 'Upcoming Event/s' and a list of events with dates and titles. A red box highlights the entire registration form area.

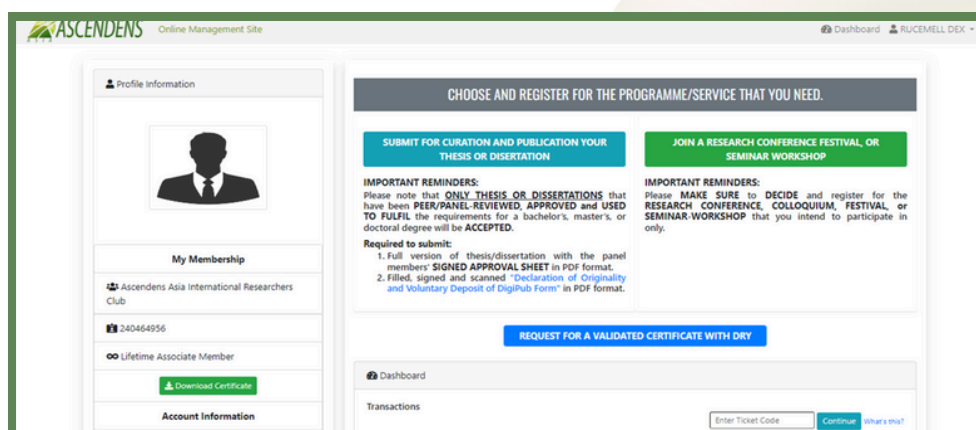
4. A confirmation message will be displayed. The website will send you an email to verify your email address.



5. Click “verify email address” to confirm your account.

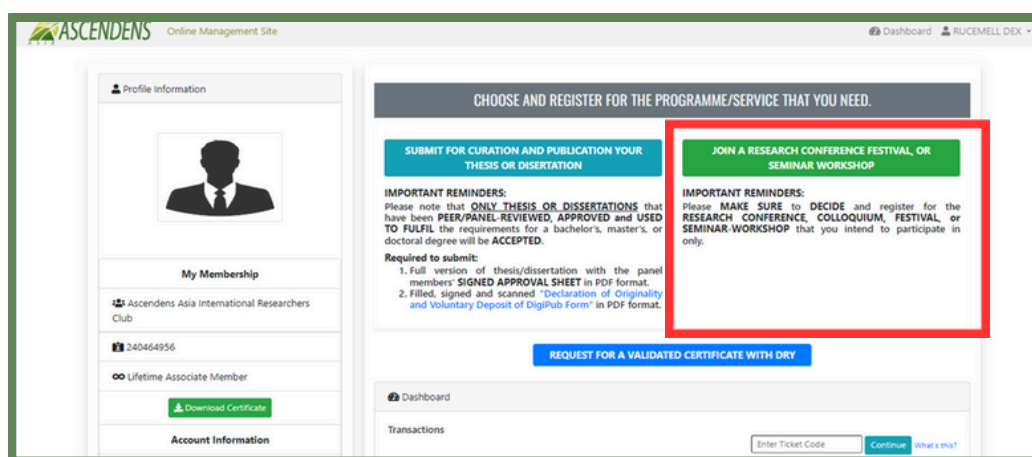


6. You'll be redirected to the Ascendens Asia event page dashboard.



## How to Join the Event

1. Click “Join a Research Conference, Festival, or Seminar Workshop.”



2. Complete the following details from Steps 1 to 4. Fill in the necessary information and click “Continue”.

**Step 1:** Select your venue and Participation type

**a) Event Category:** Select your preferred event category to attend (e.g., JMRC/JMRC+)

**b) Venue:** Select your preferred venue to attend (e.g., 8th SIMP – AAIRI – UCC Joint Multidisciplinary Research Conference Plus)

**c) Pax Role:** Select your preferred role (e.g., Onsite [UCC Affiliated]..)  
Onsite/Virtual [UCC/Non UCC Affiliated] Professional  
Onsite/Virtual [UCC/Non UCC Affiliated] Graduate  
Onsite/Virtual [UCC /Non UCC Affiliated] Undergraduate Student

**d) Participation Type:** Select your preferred type of participation (e.g., Solo Author or Group Authors)



STEP 1: SELECT YOUR VENUE AND PARTICIPATION TYPE

Please select your type of registration, chosen venue and participant type to proceed to the next step. \*TBF - To Be Finalized

**8th SIMP - AAIRI - UCC Joint Multidisciplinary Research Conference Plus**

Event Category: JIMRC/JIMRC+

Venue: 8th SIMP - AAIRI - UCC Joint Multidisciplinary Research Conference Plus - Union Christian College, City of San Fernando, La Union 2500, Philippines - 29 Nov

Pax Role: [Onsite] [UCC-Affiliated] Professionals Participant Type: Solo Author

Continue

## Step 2: Participation Details

For **“Solo Author”** participant type details, fill out your **research title** and the **Authors’ information**.

STEP 2: PARTICIPATION DETAILS

Please fill the information requirements for **Solo Author** participant type. Provide your title and add other details

**Research Title**

The Sample Research

**Author's Information**

Main

Last Name: KA First Name: CHRISTY Middle Name: NANO

Email: chrizma.barreto@ascendensasia.com Contact: 09098151207 Affiliation: Union Christian College

For **“Group Author”** participant type details, complete the **research title** and the **group members’ information**, then check **“Attend”**

Please fill the information requirements for **Group Author** registration. Provide your paper title and add your co-author's information.

**Research Title**

Title

**Authors' Information**

Main

Last Name: ALBARICO First Name: SETH Middle Name: Middle Name

Email: leriempaupau@gmail.com Contact: 09568415454 Affiliation: Affiliation

2

Last Name: Last Name First Name: First Name Middle Name: Middle Name

Email: Email Contact: Contact Affiliation: Affiliation Attend: ☐

- Click **“Co-Author”** to add additional fields for your group members. Then click the **“Continue”** button.

The screenshot shows a payment summary interface. At the top, it displays 'Total: PHP 0'. Below this, there is a blue button with a plus icon and the text 'Co-Author'. Underneath the blue button is a teal button with the text 'Continue'. The 'Co-Author' button is highlighted with a red rectangular border.

### Step 3: Summary and Add-ons

- Before proceeding with the payment summary, take note of the total registration fee stated in the summary. Click the **“Proceed to Payment”**

The screenshot shows the 'STEP 3: SUMMARY AND ADD ONS' screen. It contains a summary of registration details in a table format. At the bottom right, there is a red button labeled 'Proceed to Payment'.

Event Type	JMRC/JMRC+
Location & Venue	8th SIMP - AAIRI - UCC Joint Multidisciplinary Research Conference Plus - Union Christian College, City of San Fernando, La Union 2500, Philippines - 29 November, 2025
Participant Type:	Solo
Promo	Early Bird
Paper Title	The Sample Research
CHRISTY NANO KA	PHP 700
Total Registration	PHP 700

### Step 4: Payment Summary

The screenshot shows the 'STEP 4: PAYMENT SUMMARY' screen. It contains a detailed payment summary for CHRISTY NANO KA, including event details, registration fee, and payment instructions. It also lists bank account information for Chinabank Corporation and China Bank Corporation.

**Dear CHRISTY NANO KA**  
**RE: Reference Code A15689**  
 Thank you for registering!

Event - JMRC/JMRC+  
 Date - 2025-11-29  
 Venue - Union Christian College, City of San Fernando, La Union 2500, Philippines  
 Registration Fee - PHP 1000

To complete your registration, you may pay via

**Credit Card Link: #**

**Bank Name - Chinabank Corporation**  
**Account Type - Peso Account**  
**Account Name - Union Christian College**  
**Account Number - 1690340014**  
**Swift Code - #**  
**Routing Number - #**

**Bank Name - China Bank Corporation**  
**Account Type - US Dollar Account**  
**Account Name - Union Christian College**  
**Account Number - 106952001178**  
**Swift Code - CHBKPHMM**  
**Routing Number - #**

**Bank Name - #**  
**Account Type - #**  
**Account Name - #**  
**Account Number - #**  
**Swift Code - #**  
**Routing Number - #**

**Others -** For Onsite Payment, you may visit: Business and Finance Office 1F Capistrano Hall, Union Christian College City of San Fernando, La Union For verification of registration fees made through bank transfer, please send proof of transaction to ucc-credmaa@ucc.edu.ph, indicating your name and email address.

**Notes** For Bank Deposit payment, please write your Full name and Reference Code on the validated deposit slip. Scan or take a photo/shot of your validated deposit slip and upload a copy of the payment slip through the "Upload Payment Slip" button found in the "Action" column of your transactions found at the dashboard.

- Review all the details, then click **“proceed to payment”**.

Bank Account Details:

### **Onsite Payment**

Business and Finance Office  
1F Capistrano Hall, Union Christian College  
City of San Fernando, La Union

### Bank Payment – **Peso Account**

Bank Account Name: **Union Christian College**  
Bank Account Number: **1690340014**  
Name of Bank: **Chinabank Corporation**  
Branch: **La Union Branch**

### Bank Payment – **US Dollar Account**

Name of Bank: **China Bank Corporation**  
Acct Name: **Union Christian College**  
Branch: **San Fernando, La Union Branch**  
Address: **MacArthur Hwy, City of San Fernando, La Union**  
Acct #: **106952001178**  
Swift Code: **CHBKPHMM**

**Note:** For verification of registration fees via bank transfer, please send proof of transaction to **ucc-credmaa@ucc.edu.ph**, including your name and email address.

## **How to submit research abstract**

**1.**After reviewing the payment summary, on your dashboard, click **“Add Abstract”** and fill in the necessary information, including research adviser, field of discipline, introduction, methods, references, and keywords.

**Note:** For Bank Deposit payment, please write your Full name and Reference Code on the validated deposit slip. Scan or take a photo/shot of your validated deposit slip and upload a copy of the payment slip through the “Upload Payment Slip” button found in the “Action” column of your transactions found at the dashboard.

For any JMRC, ASCRIBE, DATA and other urgent concerns, message us through  
<https://www.facebook.com/ascendensasia>

Thank you!

Sincerely yours,

Ascendens Asia International Research Institute (AAIRI) Management Team  
[www.AscendensAsia.com](http://www.AscendensAsia.com)

Add Abstract



Complete all required abstract fields:

- **English Title**
- **Non-English Title, if any**
- **Adviser (Optional)**
- **Field of Study**
- **Introduction**
- **Methods**
- **Results**
- **Discussion**

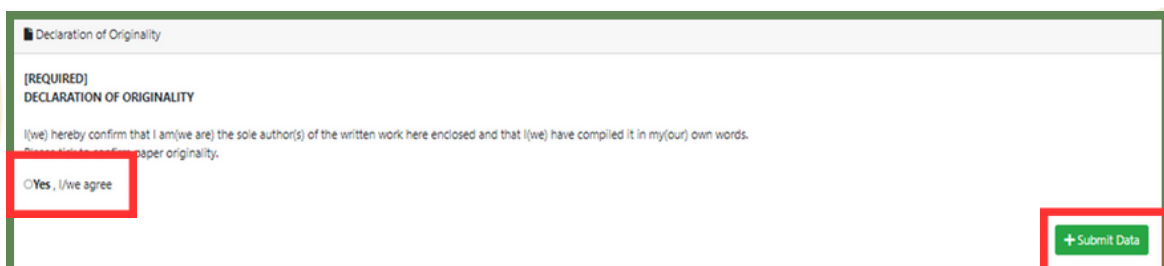


The screenshot shows a form titled "Abstract Submission" with a "Field of Discipline" dropdown menu. Below this are several text input fields labeled "Abstract", "INTRODUCTION", "METHODS", "RESULTS", "DISCUSSION", and "REFERENCES". Green arrows on the right side of the form point to each of these input fields, indicating they are required.

**Important:** If your paper was written in another language, please make sure that the submitted abstract is in its English-translated version.

**Note:** Maximum Character in Abstract is 2500.

2. Click **“Yes”** in the declaration of Originality, then click **“Submit Data”**



The screenshot shows a form titled "Declaration of Originality". It contains a section labeled "[REQUIRED] DECLARATION OF ORIGINALITY" with a text area for a declaration. Below the text area, there is a radio button labeled "Yes, I/we agree" which is highlighted with a red box. At the bottom right of the form, there is a green button labeled "+ Submit Data" which is also highlighted with a red box.

3. After saving, you will be redirected to your dashboard.